

PlateRite 8600SL

Thermal Plate Recorder



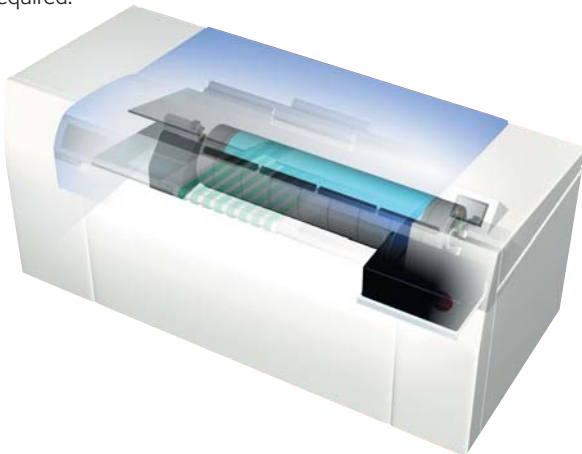
Creating a Future in Print



PlateRite 8600SL

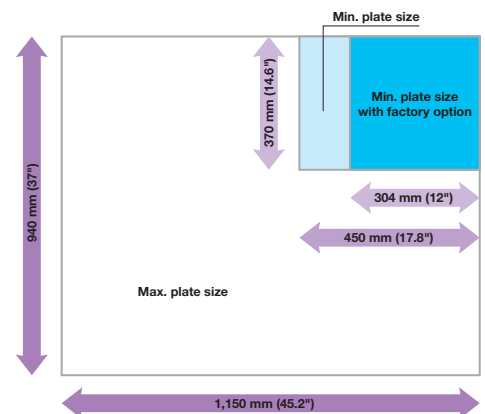
Advanced external drum design

The thermal PlateRite series is constructed with a reliable external drum design. This makes it possible for the drum to spin at high speeds with the imaging head positioned close to the surface of the plate. Easy maintenance of the imaging head is another key advantage of this design. Individual laser diodes can be replaced as required.



Suitable for a wide range of plate sizes

The PlateRite 8600SL is suitable for use with a wide range of plate sizes, from 450 x 370 mm (17.8" x 14.6") (GTO size) to 1,150 x 940 mm (45.2" x 37"), and plate thicknesses, from 0.15 to 0.3 mm (6 to 11.8 mil). By popular request, the PlateRite 8600SL is now also compatible with B3-size vertically oriented plates. As a factory option, a plate size of 304 x 370 mm (12" x 14.6") can be supported.



Futuristic automated systems available (option)

Various automated systems, including plate transport and registration punch systems, can be used with the PlateRite 8600SL. Automated systems like these reduce labor and significantly increase operation efficiency. They also contribute to higher productivity and better press operating ratios.

Single-cassette autoloader

SA-L8800II*

Supplies up to 100 plates automatically

Multi-cassette autoloader

MA-L8800II*

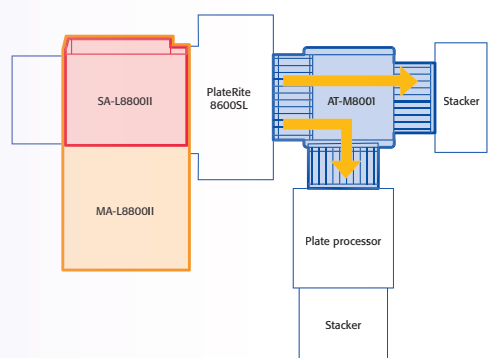
Supplies up to 500 plates automatically

Multi-bridge

AT-M8001

Bridge for transporting exposed plates

* An autoloader connection kit is required.



An inline punching system dramatically shortens press makeready time.

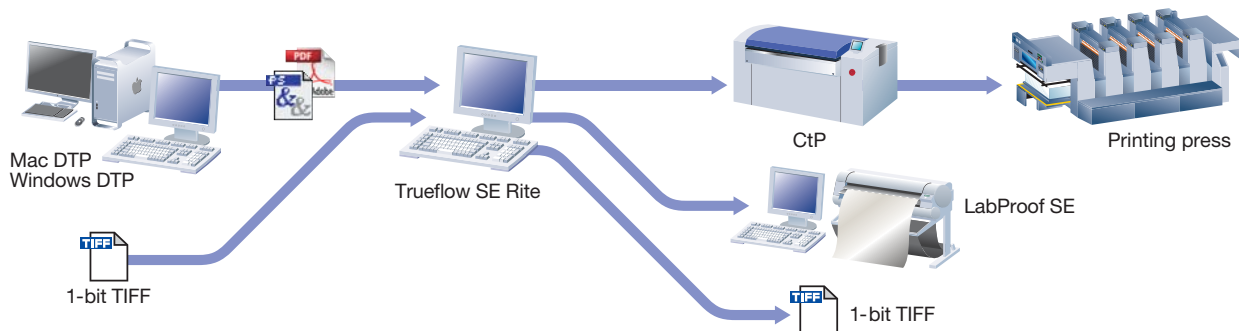


Featuring Screen's unique external drum recorder technology and high-precision optics, the PlateRite 8600SL is a high-performance B1-format CtP recorder capable of high-speed output of up to 22 plates an hour*.

* at 2,400 dpi (1,030 x 800 mm/40.5" x 31.4" plates)

Safe, efficient, fully digital workflow solutions

An efficient workflow is indispensable for making the best use of a CtP recorder. Dainippon Screen offers advanced, fast and safe digital workflows that promote automation and reduce labor throughout the print production process.



JDF/CIP4-compliant workflow system

Trueflow SE Rite Version 7

• All the functions you need for CtP output

Trueflow SE Rite is an entry-level workflow RIP featuring the basic Trueflow SE functions relating to CtP output. Like Trueflow SE, it boasts such standard features as TIFF output and recorder output. Trueflow SE Rite offers Hot Folder and Job Container workflows. Using it is easy. Operators simply drag and drop job data into the workflow Hot Folder to start CtP output.

Advanced features, such as automated trapping, imposition schemes and impositioning, can be added to Trueflow SE Rite as options. Trueflow SE Rite can even be upgraded to the full version of Trueflow SE at the production site, making it the perfect tool for a growing business.

Output formats

ProofPDF, CMYK TIFF, PDF/X-1a*, DotTIFF*, PPF(CIP3)*
* Option

For remarkably accurate color proof output

LabProof SE


RIPed TIFF files output by Trueflow SE Rite Version 7 are used in color matching with the aid of high-precision ICC profiles. As a result, proofs that are remarkably similar to the final printed output can be printed using an inkjet printer. This significantly increases proofing speed and cost-performance.

AM/FM hybrid screening

Spekta 2

Spekta 2, Screen's hybrid screening, combines the best of AM and FM screening. It reduces moiré, increases color saturation, and eliminates problems with jagged edges on curves and diagonal lines.

Screening lineup



AM Screening

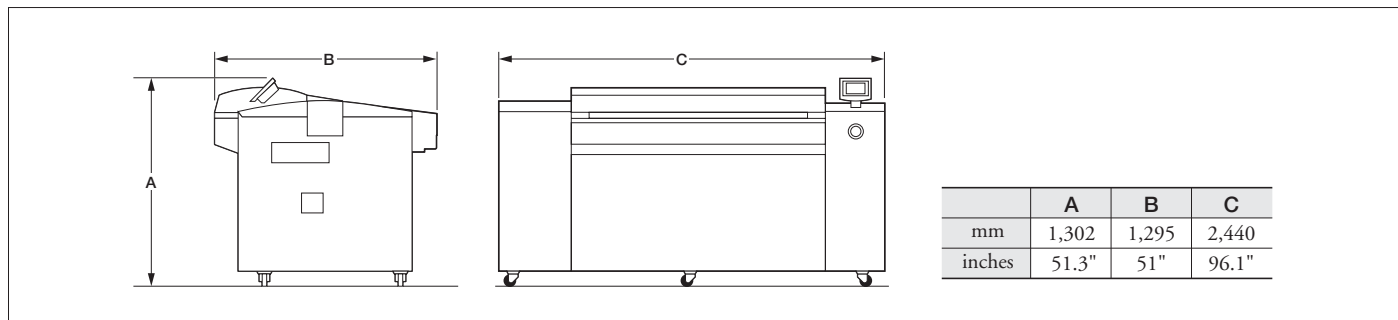


FM Screening



Spekta 2 Screening

Dimensions



PlateRite 8600SL specifications

Recording system	External drum
Light source	64-channel laser diodes
Plate size	Maximum 1,150 x 940 mm (45.2" x 37"); Minimum 450 x 370 mm (17.8" x 14.6")* ¹ , * ²
Exposure size	Maximum 1,150 x 920 mm (45.2" x 36.2"); Minimum 450 x 350 mm (17.8" x 13.8")* ² , * ³ , * ⁴
Media	Thermal plates
Media thickness	0.15 to 0.3 mm (6 to 11.8 mil)
Resolutions	1,200* ⁵ /2,400/2,438/2,540 dpi
Repeatability	± 5 microns* ⁶
Productivity	22 plates/hr (1,030 x 800 mm/40.5" x 31.4" plates) at 2,400 dpi* ⁷
Interface	F-PIF
Plate transport	Semiautomatic loading (standard), Fully automatic loading (optional), Rear delivery kit (optional), Processor bridge (optional)
Punch systems	SCREEN, Heidelberg, Protocol, Komori, and others* ⁸
Remote monitoring system	Valuable management tool
Dimensions (W x D x H)	Main unit: 2,440 x 1,295 x 1,302 mm (96.1" x 51" x 51.3"); Blower unit: 693 x 675 x 550 mm (27.3" x 26.6" x 21.7")
Weight	Main unit: 1,150 kg (2,530 lb); Blower unit: 85 kg (187 lb)
Power requirements	Main unit: Single phase 220 V to 240 V, 32A, 4 kW (Approved UL, CSA, Declared CE) (SA-L, MA-L, AT-T, AT-M, and blower unit are powered by main unit.)
Environment	Recommended: 21 to 25°C (69.8 to 77°F); Required: 18 to 26°C (64.4 to 78.8°F); Relative humidity: 40 to 70% (no condensation)

*1. Compatible with 304 x 370 mm (12" x 14.6") plate sizes as a option. *2. The width of plate is between 570 mm and 624 mm can not be used.

*3. Only 12-mm leading edge clamps are available. Trailing edge clamps are available in 12-mm and 8-mm sizes. (Productivity is reduced when 8-mm trailing clamps are used.)

*4. Minimum exposure size 304 x 346 mm (12" x 13.7") with option. *5. 1,200 dpi uses 2,400 dpi double dots. *6. Over four consecutive exposures on one plate at 23°C (73.4°F) and 60% relative humidity.

*7. Productivity may vary depending upon media sensitivity. *8. Required the registration punch option, when press punch installed.

Field upgradeable options

	Remarks
Registration Punch	When the registration punch system is installed, the maximum plate size is 1,160 x 940 mm (45.6" x 37") and the maximum exposure size is 1,160 x 924 mm (45.6" x 36.3"). When installed punch system for presses, the Registration Punch (option) is required.
Punch system for presses	SCREEN, Heidelberg, Protocol, Komori, and others* ¹
Small size support	Minimum plate size becomes 304 x 354 mm (12" x 14").
Cleaning roller	Registration punch and using together are recommended.
Feed tray unit	Easier handling manual plate loading. Processor bridge and using together are recommended.
Autoloader connection kit	When installed autoloader, this option is required.
Single-cassette autoloader	SA-L8800II; 100 plates per cassette
Multi-cassette autoloader	MA-L8800II; Up to 5 cassettes (3 cassettes is standard), 100 plates per cassette
Rear delivery kit	When installed processor bridge, rear delivery kit (option) is required.
Processor bridge	build-in bridge; Straight discharge AT-T8001R; Straight discharge AT-M8001; Multi-direction
Signal tower	Safety signed signal
Air filtering unit	AF-180N; Debris removal

*1. Required the registration punch option, when press punch installed.

DAINIPPON SCREEN MFG. CO., LTD.

HEAD OFFICE

• Teranouchi-agaru 4-chome, Horikawa-dori, Kamigyo-ku, Kyoto, 602-8585 Japan/Phone +81-75-414-7610/Fax +81-75-414-7608

SCREEN (USA)

• 5110 Tollview Dr., Rolling Meadows, IL 60008, USA/Phone 847-870-7400/Fax 847-870-0149 www.screenusa.com

DAINIPPON SCREEN (DEUTSCHLAND) GmbH

• Mündelheimer Weg 39, 40472 Düsseldorf, Germany/Phone 0211-472701/Fax 0211-4727199

DAINIPPON SCREEN (U.K.) LTD.

• Michigan Drive, Tongwell, Milton Keynes, Buckinghamshire MK15 8HT, UK/Phone 01908-848500/Fax 01908-848501 www.screen.co.uk

DAINIPPON SCREEN (NETHERLAND) BV

• Bouwerij 46, 1185 XX Amstelveen, Holland/Phone 020-4567800/Fax 020-4567805 www.screen-europe.com

DAINIPPON SCREEN SINGAPORE PTE. LTD.

• 29, Kaki Bukit View, Kaki Bukit Techpark II, Singapore 415963/Phone 67493833/Fax 67499010 www.screen-sp.com.sg

DAINIPPON SCREEN (CHINA) LTD.

• Room 2001 - 2003, 20/F Cable TV Tower 9 Hai Shing Road Tsuen Wan, N.T. Hong Kong/Phone +852-2953-0038/Fax +852-2755-9683

Beijing office/Phone 010-6708-9271, 9272, 9273/Fax 010-6708-9395

Shanghai office/Phone 021-3126-5122/Fax 021-5218-2199

Guangzhou office/Phone 020-3891-1132/Fax 020-3891-1036

DAINIPPON SCREEN (TAIWAN) CO., LTD.

• 4F No. 126-1, Ming Tsu West Rd., Taipei, Taiwan/Phone 02-25862711/Fax 02-25914367

DAINIPPON SCREEN (KOREA) CO., LTD.

• 10th Yonsai Bongeae B/D 46-3, 1Ga, Bongeae-Dong, Joong-Gu, Seoul 100-161, Korea/Phone 02-7766-786/Fax 02-7766-787

DAINIPPON SCREEN (AUSTRALIA) PTY. LTD.

• Suite 11, 2 Eden, Park Drive, Macquarie, NSW2133, Australia/Phone +61-2-9016-3400/Fax +61-2-9016-3425

• This brochure was made using SPEKTA 2 screening.

Internet web site : www.screen.co.jp

www.screenusa.com

www.screen-europe.com

We reserve the right to alter product design and specifications without prior notice.

SCREEN

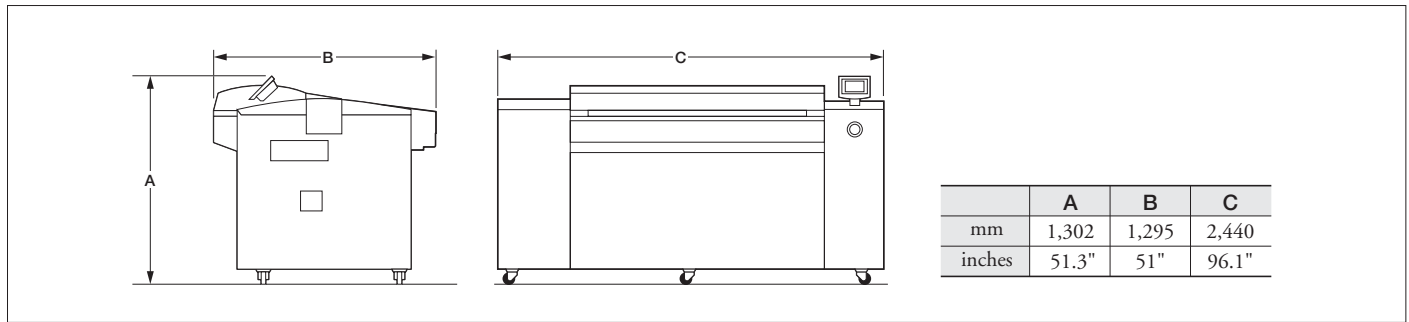
PlateRite 8600SL

Thermal Plate Recorder



Creating a Future in Print

Dimensions



PlateRite 8600SL specifications

Recording system	External drum
Light source	64-channel laser diodes
Plate size	Maximum 1,150 x 940 mm (45.2" x 37"); Minimum 450 x 370 mm (17.8" x 14.6")* ¹ , * ²
Exposure size	Maximum 1,150 x 920 mm (45.2" x 36.2"); Minimum 450 x 350 mm (17.8" x 13.8")* ² , * ³ , * ⁴
Media	Thermal plates
Media thickness	0.15 to 0.3 mm (6 to 11.8 mil)
Resolutions	1,200* ⁵ /2,400/2,438/2,540 dpi
Repeatability	± 5 microns* ⁶
Productivity	22 plates/hr (1,030 x 800 mm/40.5" x 31.4" plates) at 2,400 dpi* ⁷
Interface	F-PIF
Plate transport	Semiautomatic loading (standard), Fully automatic loading (optional), Rear delivery kit (optional), Processor bridge (optional)
Punch systems	SCREEN, Heidelberg, Protocol, Komori, and others* ⁸
Remote monitoring system	Valuable management tool
Dimensions (W x D x H)	Main unit: 2,440 x 1,295 x 1,302 mm (96.1" x 51" x 51.3"); Blower unit: 693 x 675 x 550 mm (27.3" x 26.6" x 21.7")
Weight	Main unit: 1,150 kg (2,530 lb); Blower unit: 85 kg (187 lb)
Power requirements	Main unit: Single phase 220 V to 240 V, 32A, 4 kW (Approved UL, CSA, Declared CE) (SA-L, MA-L, AT-T, AT-M, and blower unit are powered by main unit.)
Environment	Recommended: 21 to 25°C (69.8 to 77°F); Required: 18 to 26°C (64.4 to 78.8°F); Relative humidity: 40 to 70% (no condensation)

*1. Compatible with 304 x 370 mm (12" x 14.6") plate sizes as a option. *2. The width of plate is between 570 mm and 624 mm can not be used.

*3. Only 12-mm leading edge clamps are available. Trailing edge clamps are available in 12-mm and 8-mm sizes. (Productivity is reduced when 8-mm trailing clamps are used.)

*4. Minimum exposure size 304 x 346 mm (12" x 13.7") with option. *5. 1,200 dpi uses 2,400 dpi double dots. *6. Over four consecutive exposures on one plate at 23°C (73.4°F) and 60% relative humidity.

*7. Productivity may vary depending upon media sensitivity. *8. Required the registration punch option, when press punch installed.

Field upgradeable options

	Remarks
Registration Punch	When the registration punch system is installed, the maximum plate size is 1,160 x 940 mm (45.6" x 37") and the maximum exposure size is 1,160 x 924 mm (45.6" x 36.3"). When installed punch system for presses, the Registration Punch (option) is required.
Punch system for presses	SCREEN, Heidelberg, Protocol, Komori, and others* ¹
Small size support	Minimum plate size becomes 304 x 354 mm (12" x 14").
Cleaning roller	Registration punch and using together are recommended.
Feed tray unit	Easier handling manual plate loading. Processor bridge and using together are recommended.
Autoloader connection kit	When installed autoloader, this option is required.
Single-cassette autoloader	SA-L8800II; 100 plates per cassette
Multi-cassette autoloader	MA-L8800II; Up to 5 cassettes (3 cassettes is standard), 100 plates per cassette
Rear delivery kit	When installed processor bridge, rear delivery kit (option) is required.
Processor bridge	build-in bridge; Straight discharge AT-T8001R; Straight discharge AT-M8001; Multi-direction
Signal tower	Safety signed signal
Air filtering unit	AF-180N; Debris removal

*1. Required the registration punch option, when press punch installed.

DAINIPPON SCREEN MFG. CO., LTD.

HEAD OFFICE
 • Teranouchi-agaru 4-chome, Horikawa-dori, Kamigyō-ku, Kyoto, 602-8585 Japan/Phone +81-75-414-7610/Fax +81-75-414-7608

SCREEN (USA)
 • 5110 Tollview Dr., Rolling Meadows, IL 60008, USA/Phone 847-870-7400/Fax 847-870-0149 www.screenusa.com

DAINIPPON SCREEN (DEUTSCHLAND) GmbH
 • Mündelheimer Weg 39, 40472 Düsseldorf, Germany/Phone 0211-472701/Fax 0211-4727199

DAINIPPON SCREEN (U.K.) LTD.
 • Michigan Drive, Tongwell, Milton Keynes, Buckinghamshire MK15 8HT, UK/Phone 01908-848500/Fax 01908-848501 www.screen.co.uk

DAINIPPON SCREEN (NETHERLAND) BV
 • Bouwerij 46, 1185 XX Amstelveen, Holland/Phone 020-4567800/Fax 020-4567805 www.screen-europe.com

DAINIPPON SCREEN SINGAPORE PTE. LTD.
 • 29, Kaki Bukit View, Kaki Bukit Techpark II, Singapore 415963/Phone 67493833/Fax 67499010 www.screen-sp.com.sg

DAINIPPON SCREEN (CHINA) LTD.
 • Room 2001 - 2003, 20/F Cable TV Tower 9 Hai Shing Road Tsuen Wan, N.T. Hong Kong/Phone +852-2953-0038/Fax +852-2755-9683

Beijing office/Phone 010-6708-9271, 9272, 9273/Fax 010-6708-9395
Shanghai office/Phone 021-3126-5122/Fax 021-5218-2199
Guangzhou office/Phone 020-3891-1132/Fax 020-3891-1036

DAINIPPON SCREEN (TAIWAN) CO., LTD.
 • 4F No. 126-1, Ming Tsu West Rd., Taipei, Taiwan/Phone 02-25862711/Fax 02-25914367

DAINIPPON SCREEN (KOREA) CO., LTD.
 • 10th Yonsai Bongeae B/D 46-3, 1Ga, Bongeae-Dong, Joong-Gu, Seoul 100-161, Korea/Phone 02-7766-786/Fax 02-7766-787

DAINIPPON SCREEN (AUSTRALIA) PTY. LTD.
 • Suite 11, 2 Eden, Park Drive, Macquarie, NSW2133, Australia/Phone +61-2-9016-3400/Fax +61-2-9016-3425

• This brochure was made using SPEKTA 2 screening.

Internet web site : www.screen.co.jp
 www.screenusa.com
 www.screen-europe.com

We reserve the right to alter product design and specifications without prior notice.